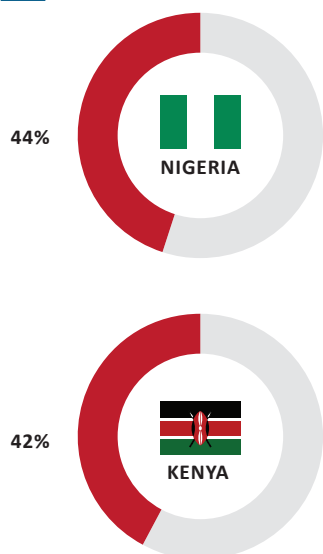


# Making an Investment Case for Orphans and Vulnerable Children in Nigeria and Kenya

## 1 Population under age 15



## 2 Estimated population of Orphans and Vulnerable Children

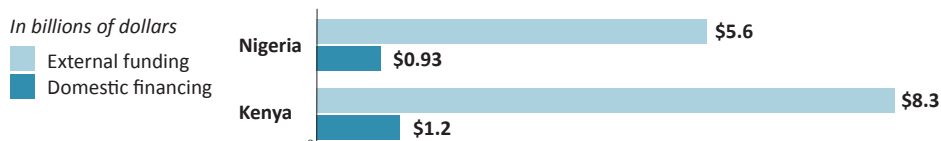


### Factors Attributed to Children's Vulnerability

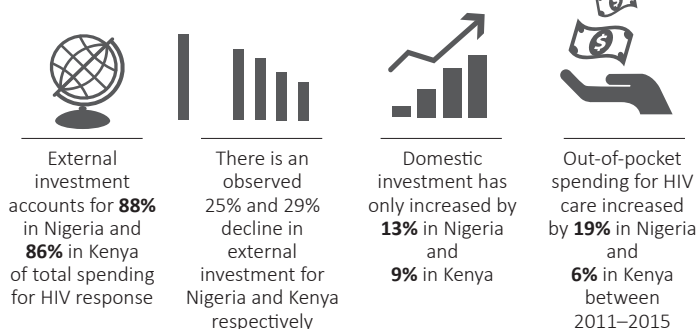
FACTOR	NIGERIA	KENYA
Poverty	62%	45%
Children not in school	10.5 million	1.5 million
Children aged 0 to 14 living with HIV	270,000	120,000
HIV deaths among children (0-14 years: 2010)	33,709	4,858
AIDS orphans	2.3 million	840,000
Physical violence	60% both sexes	66% girls / 73% boys
Sexual violence	25% girls / 10% boys	32% girls / 18% boys
Emotional violence	1 out of 5 children	1 out of 5 children
Underweight	29%	8%
Stunting	37%	4%
Wasting	18%	4%

## 3 Who is investing in this issue?

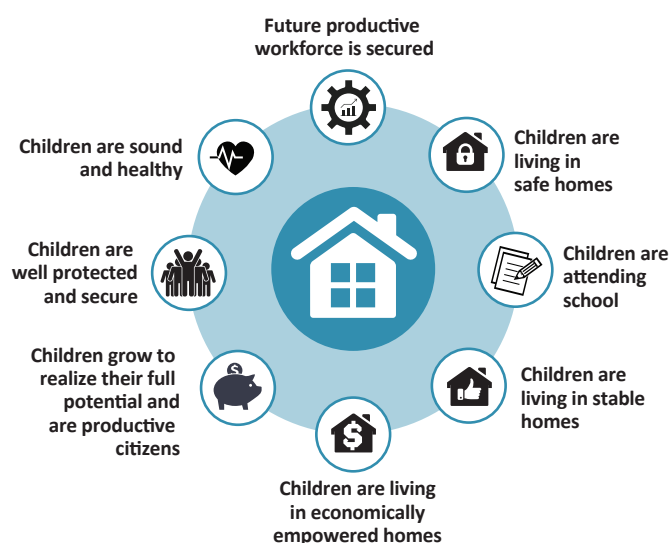
## 4 Investment pipeline (Analysis based on HIV/AIDS Spending Profile 2011–2015)



## 5 The HIV/AIDS spending crisis



## 7 The outcome of a balanced investment



## 6 What if the crisis is resolved?

**Source of Data:** Situational Analysis of Children and Adolescent (2014)—Kenya; OVC Situational Analysis (2008)—Nigeria; VAC (Kenya & Nigeria, 2014); Institute for Health Metrics and Evaluation (2018)—HIV Spending; WHO Global Health Observatory Data Repository—Number of children deaths by cause—HIV/AIDS; Kenya Child Protection Report released by Childline (2006–2016); Kenya Ministry of Health (Division of nutrition and dietetics Report on Malnutrition, 2014); 2015 HIV estimate report—Kenya; UNICEF Factsheet; Demographic Dividend, 2018; UNAIDS Country Factsheets, 2016